


Revolting Recipes

A Kiddie Cookbook



A smorgasbord of deliciously disgusting recipes to help children and parents explore the concept that something different isn't always something bad.

TABLE OF CONTENTS

Edible Earwax	3
Ants On A Log	4
Day Old Dishwater	5
Disgusting Dirt Cups	5



EDIBLE EARWAX

INGREDIENTS

1/2 cup butterscotch chips

1/2 cup creamy peanut butter or Sun Butter

1-2 cups miniature marshmallows

30-50 lollipop white lollipop sticks (no more than 3" in length)

DIRECTIONS

Place a marshmallow on the end of each lollipop stick.

In a microwave dish add the chips and peanut butter/Sun Butter.


Heat for 15 seconds and stir.

Heat in 10-15 second increments until the mixture is smooth and creamy.

Allow to sit for 5 minutes as you want it just slightly thicker.

Dip each marshmallow end into the "ear wax" as little or as much as you want. The "ooier" and "gooier" the better.

Set on your serving tray and enjoy!



ANTS ON A LOG

INGREDIENTS

4 pre-cut Celery Sticks

Peanut Butter or Sun Butter

Raisins

Small Bowl

Spoon

DIRECTIONS

Wash your hands.

Wash the celery.

Open the peanut butter/Sun Butter


Open the raisins. Put some raisins in a small bowl.

Use a spoon to get a little peanut butter/Sun Butter.

Spread the peanut butter/Sun Butter into the celery. This will help your raisins stick to the celery. Ask a grown-up for help.

Push raisins into the peanut butter/Sun Butter.

Crunch and munch your creepy, crawly creation and enjoy!



DAY OLD DISHWATER

INGREDIENTS

12 Ounces Can Frozen
Lemonade Concentrate

2 Liters Lemon-Lime Soda

1/2 Gallon Rainbow Sher-
bet

DIRECTIONS

Thaw the sherbet for approxi-
mately 15 minutes and place in a
plastic tub.

Add lemonade (prepared accord-
ing to directions) and soda.

Sherbet will melt and turn mix-
ture day old bathwater grayish-
brown.

DISGUSTING DIRT CUPS

INGREDIENTS

1 package Oreo cookies,
crushed

2 cups cold milk

1 package chocolate in-
stant pudding mix, small
pkg. (4-serving size)

8 ounces Cool Whip top-
ping, thawed

1 package gummy worms
Container: 8 plastic cups

DIRECTIONS

Put cookies into a sealable bag and
close tightly.

Using a rolling pin, roll and crush
the cookies until crumbly. Set aside.

Pour the milk and chocolate instant
pudding mix into a large bowl.

Whisk well until all of the pudding mix is dissolved. Let stand 5 minutes.

Add the Cool Whip and 1/2 of the crushed cookies. Stir until well blended.
Place a large spoonful of crushed cookies into the bottoms of the plastic
cups.

Add the pudding mixture on top of that until the cups are 3/4 full.

Add 1 large gummy worm so that it is half in the cup and half hanging out of
the cup. Spoon in more crushed cookie around the worm to hold it in place.

Serve chilled.



For more fun and educational games and activities, please visit the
author's website at www.melindatfalgoust.doodlekit.com